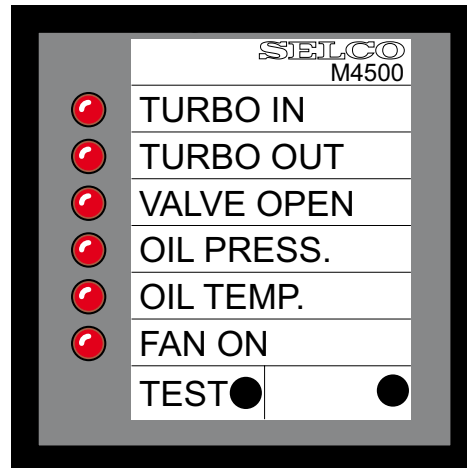


M4500 Indicator Panel

- Simplifies and comprises indication in control panels and switchboards
- Complete unit for flush mounting in standard instrument size 72 x 72mm
- Supplied with 6 indication channels
- LED colour change through plug-in system
- The blank legend card can be typed or printed to suit
- Quick installation by means of clamping fittings and a plug-in terminal block for easy service
- Two integrated push buttons, one for lamp test and one for external use

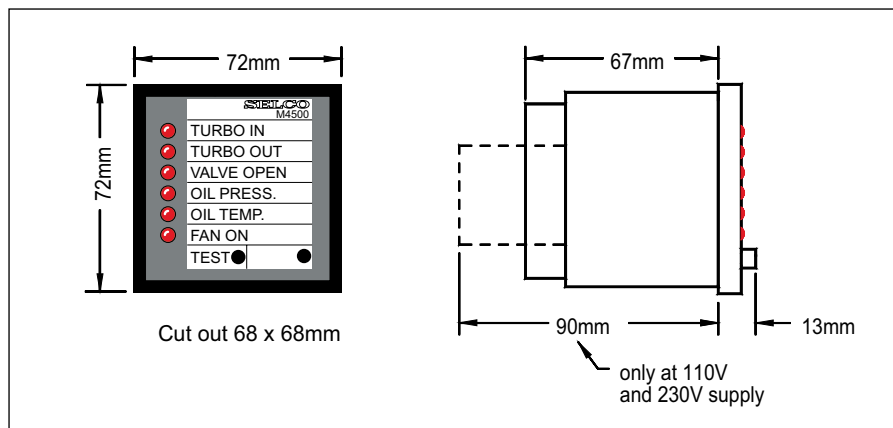


Function

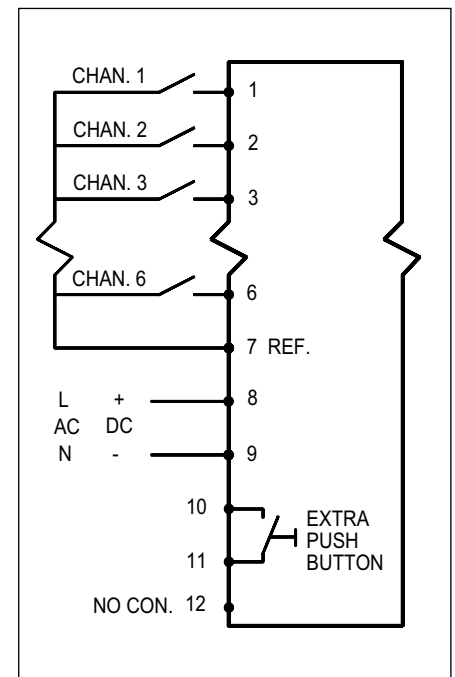
A connection from REF (Terminal 7) to the terminal with similar number as the indicator channel, will illuminate the LED of the appropriate channel.

Typing

A text description for the LEDs can be printed on the blank legend card situated between the two covers at the front. The card can be taped onto a sheet of paper to enable printing. SELCO provides a Word template for doing this in an easy manner.



Dimensions.



Connection Diagram.

Specifications

M4500 Indicator Panel

SELCO Worldwide



Voltage supply	24V DC ±25%
Inputs	6 inputs
Extra push button	250V AC, 0.5A
Operating temperature	-10°C to +70°C
EMC	CE according to EN50081-1, EN50082-1, EN50081-2, EN50082-2
Burn-in	50 hours before final test
Weight	M4500 0.2kg, M4500 230V AC supply 0.3kg
Dimensions	72 x 72 x 67mm (H x W x D)
Panel cut out	68 x 68mm
Protection degree at front	IP31

The specifications are subject to change without notice.

Type Selection Table

Type	Supply	Input
M4500.0010	24V DC/AC	+24V DC
M4500.0020	48V DC/AC	+48V DC
M4500.0030	12V DC/AC	+12V DC
M4500.0040	24V DC/AC	0V DC (inverted reference)
M4500.0050	48V DC/AC	0V DC (inverted reference)
M4500.0060	12V DC/AC	0V DC (inverted reference)

Accessories

M0845.0010	Front cover for M4500 with handle	IP54
M0845.0020	Front cover for M4500 with key	IP54

Main office:
 Betonvej 10
 DK-4000 Roskilde
 Denmark
 Phone: + 45 7026 1122
 Fax: + 45 7026 2522
 e-mail: selco.dk@selco.com
 www.selco.com