

# M4700 Indicator Panel

- Simplifies and comprises indication in control panels and switchboards
- Complete units for flush mounting in standard instrument size 144 x 144mm
- Supplied with 20 indication channels
- LED colour change through plug-in system
- The blank legend card can be typed or printed to suit
- Quick installation by means of clamping fittings and plug-in terminals block for easy service
- Two integrated push buttons, one for lamp test and one for external use

## Function

A connection from REF (Terminal 11) to the terminal with similar number as the indicator channel, will illuminate the LED of the appropriate channel.

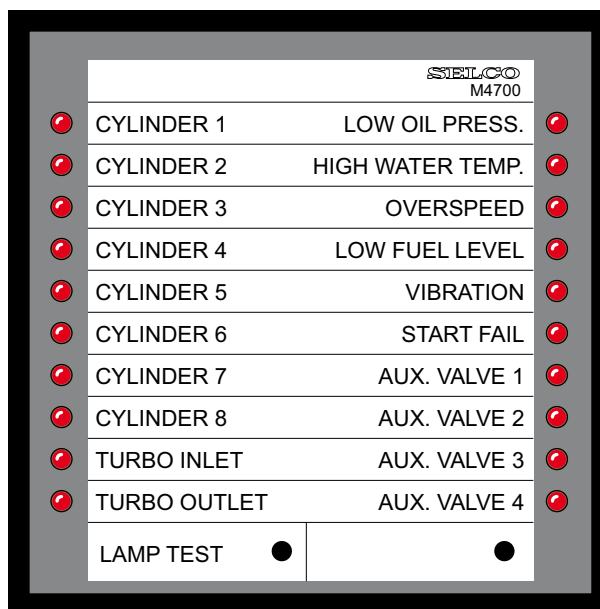
## Typing

A text description for the LEDs can be printed on the blank legend card, situated between the two covers at the front. The card can be taped onto a sheet of paper, to enable printing. SELCO provides a Word template for doing this in an easy manner.

## M4700 Indicator Panel and M1000 Alarm Annunciator

The application diagram on the next page is an example of using the 10 channels 11 to 20 for indication of remote alarms from the SELCO M1000 Alarm Annunciator. The remaining channels 1 to 10 are used for other indications.

The same connection arrangement can also be used with M4500 and M4600 panels.



## Specifications M4700 Indicator Panel

<b>Voltage supply</b>	24V DC ±25%
<b>Inputs</b>	20 inputs
<b>Extra push button</b>	250V AC, 0.5A
<b>Operating temperature</b>	-10°C to +70°C
<b>EMC</b>	CE according to EN50081-1, EN50082-1, EN50081-2, EN50082-2
<b>Burn-in</b>	50 hours before final test
<b>Weight</b>	M4700 0.5kg, M4700 with 110V or 230V AC supply 0.7kg
<b>Dimensions</b>	144 x 144 x 67mm (H x W x D)
<b>Panel cut out</b>	138 x 138mm
<b>Protection degree at front</b>	IP31

The specifications are subject to change without notice.

## Type Selection Table

Type	Supply	Input
M4700.0010	24V DC/AC	+24V DC
M4700.0020	48V DC/AC	+48V DC
M4700.0030	12V DC/AC	+12V DC
M4700.0040	110V DC	+110V DC
M4700.0050	24V DC/AC	0V DC (inverted reference)
M4700.0060	48V DC/AC	0V DC (inverted reference)
M4700.0070	12V DC/AC	0V DC (inverted reference)
M4700.0080	110V DC	0V DC (inverted reference)
M4700.0090	230V AC	+24V DC
M4700.0100	110V AC	+24V DC
M4700.0110	230V AC	0V DC (inverted reference)

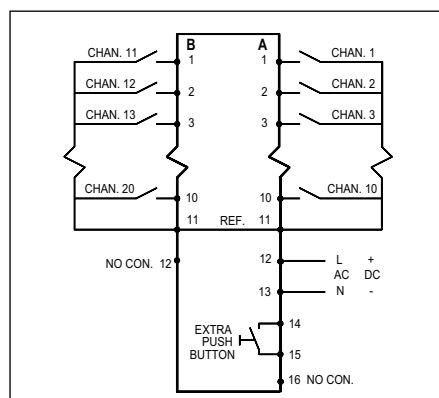


Fig. 1. Connection Diagram.

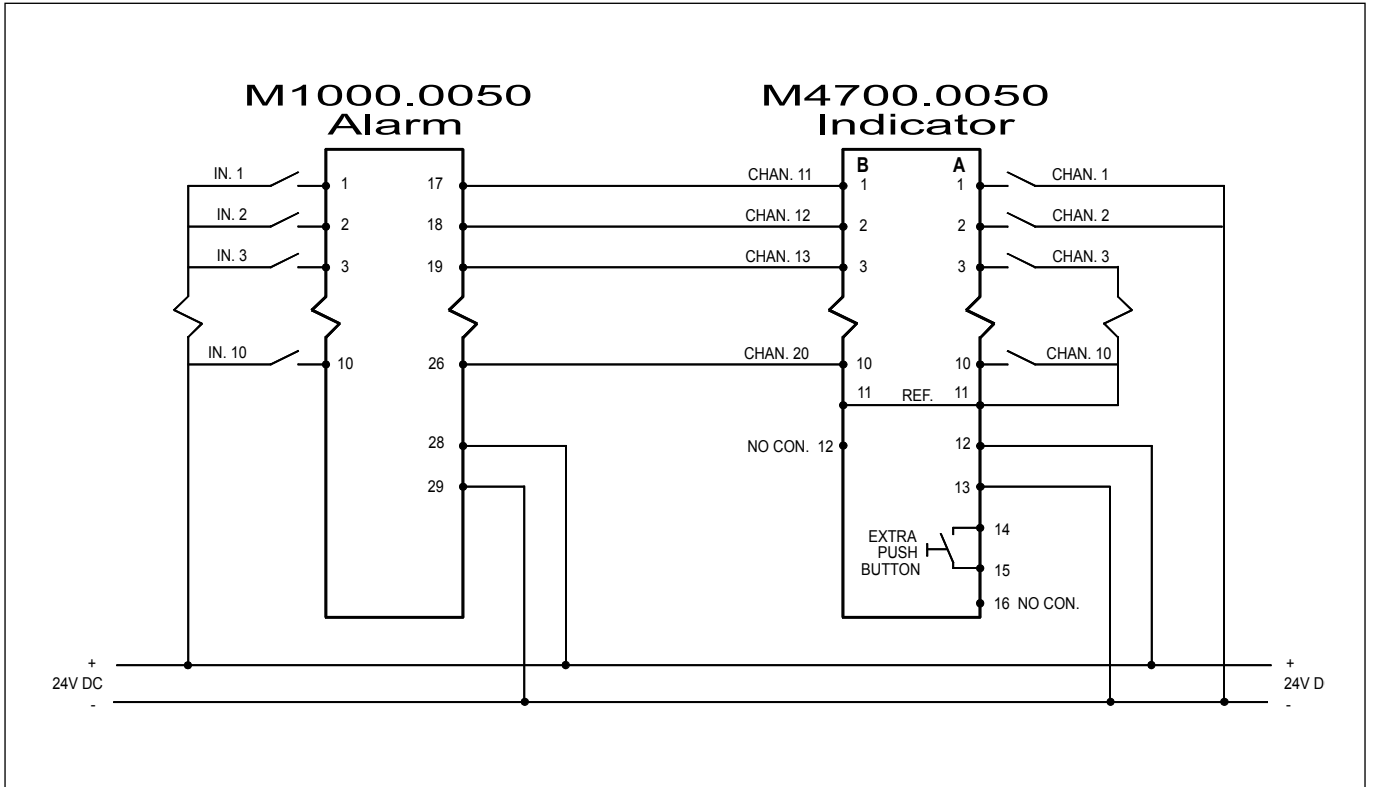


Fig. 2. Application Diagram. M4700 with the M1000 Alarm Annunciator.

## M4700.0120/-0130/-0140 Indicator Panel With Siren and Alarm Contact

### Function

An alarm input on any of the 20 channels (1A to 10A, 1B to 10B) will illuminate the corresponding LED. The alarm and siren relays are also activated, and the built-in siren will give an audible alarm.

Pressing the SIREN RESET button will release the siren relay and cancel siren. The siren and the relay are activated whenever a new alarm occurs (provided SIREN RESET has been activated).

The alarm relay is activated by the first incoming alarm, and remains energized whilst an alarm is operational.

Behind the front plate are 20 jumpers, one for each channel. When a jumper is removed, the corresponding channel operates as indication only, with an input illuminating a LED, without operating the alarm or siren relays and the siren.

Behind the front plate is also a jumper, adjacent to the siren, which will disable the siren, when removed.

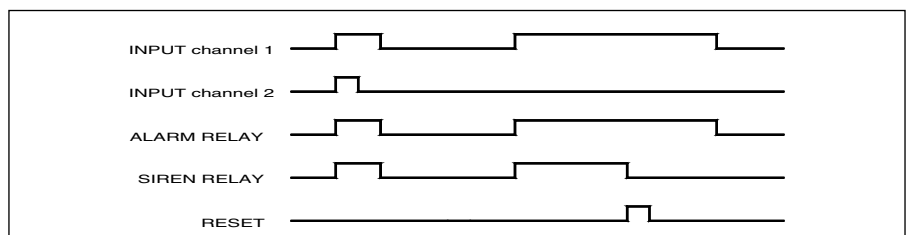
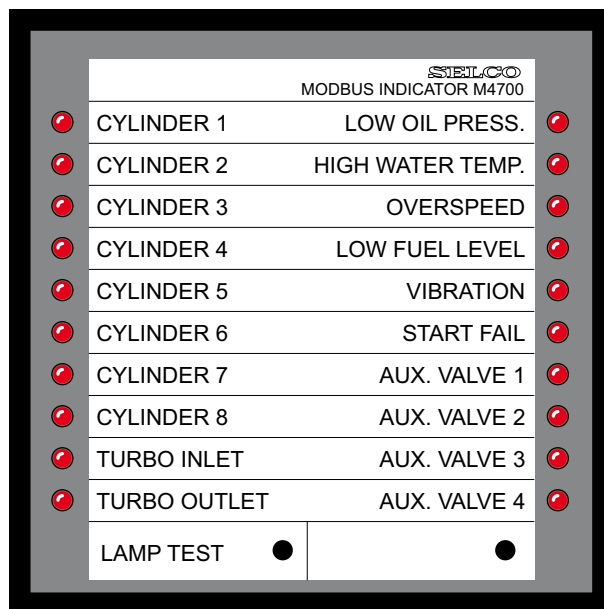


Fig. 3. M4700.0120/-0130/-140 Function Diagram.

## Specifications: M4700.0120/-0130/-0140 Indicator Panel

<b>Voltage supply</b>	24V DC $\pm$ 25%
<b>Inputs</b>	20 inputs
<b>Alarm relay</b>	Normally open (NO) contact
<b>Siren relay</b>	Normally open (NO) contact
<b>Contact data</b>	AC = 250V, 1.2A, 125VA DC = 30V, 1A, 30W
<b>Operating temperature</b>	-10 to +70°C
<b>EMC</b>	CE according to EN50081-1, EN50082-1, EN50081-2, EN50082-2
<b>Burn-in</b>	50 hours before final test
<b>Weight</b>	M4700.01xx 0.5kg M4700.01xx with 230V AC supply 0.7kg
<b>Dimensions</b>	144 x 144 x 67mm (H x W x D)
<b>Panel cut out</b>	138 x 138mm
<b>Protection degree at front</b>	IP31

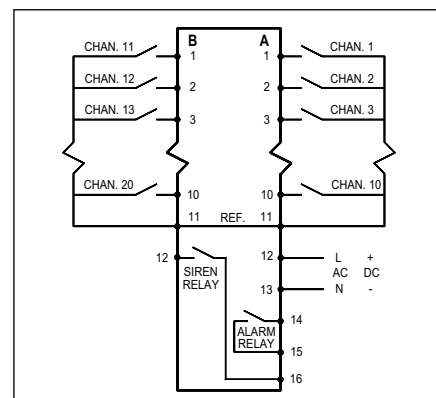


Fig. 4. M4700.0120/-0130/-0140 Connection Diagram.

The specifications are subject to change without notice.

### Type Selection Table

Type	Supply	Input	Function
M4700.0120	24V DC	+24V DC	With common alarm relay, siren relay and built-in siren
M4700.0130	230V AC	+24V DC	With common alarm relay, siren relay and built-in siren
M4700.0140	24V DC	0V DC	Inverted reference. With common alarm relay, siren relay and built-in siren

Other voltages are available on request.

## M4700.0150 MODBUS Indicator

The SELCO M4700.0150 MODBUS Indicator is a versatile microprocessor based indicator panel to be used with direct potential free contacts, SELCO alarm annunciators and the SELCO H0300 Event Logger or in PLC systems.

As the traditional SELCO indicator panels, the M4700.0150 has direct connections to potential free contacts. Additionally, it is equipped with a serial RS485 communication bus with only 2 wires. The indications of the unit can be controlled via this serial bus as well as from the direct connections. The controls via the bus can be made from any device capable of operating as a MODBUS master, e.g. a PLC, a PC or the SELCO H0300 Event Logger.

The indicator panel is also equipped with an alarm relay, a siren relay and a built-in siren.

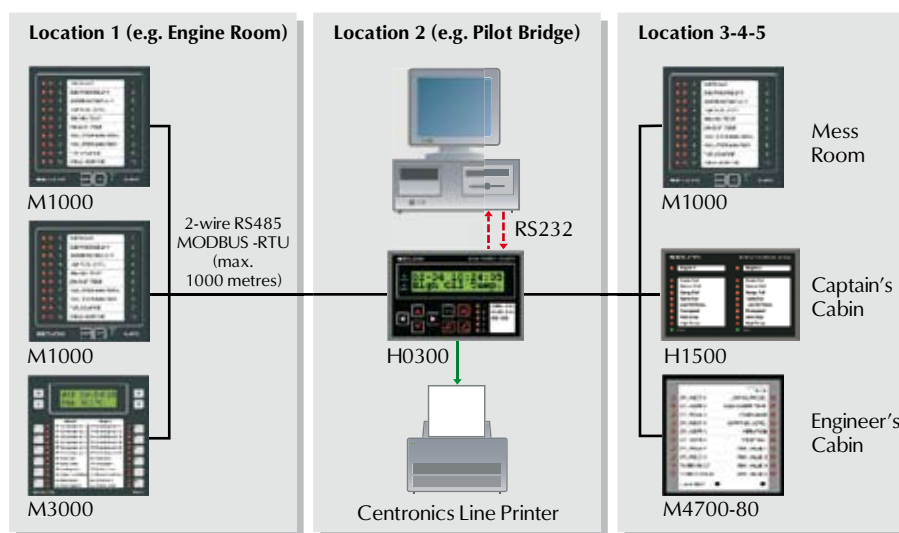


Fig. 5. Event Logging.

## SELCO Worldwide



- |             |                |
|-------------|----------------|
| Brazil      | Norway         |
| Belgium     | Pakistan       |
| Bulgaria    | Philippines    |
| Chile       | Poland         |
| China       | Portugal       |
| Croatia     | Romania        |
| Egypt       | Russia         |
| Finland     | Singapore      |
| France      | South Africa   |
| Germany     | South Korea    |
| Greece      | Sri Lanka      |
| Iceland     | Spain          |
| India       | Sweden         |
| Indonesia   | Switzerland    |
| Iran        | Taiwan         |
| Italy       | Thailand       |
| Japan       | Turkey         |
| Lebanon     | U.A.E.         |
| Malaysia    | United Kingdom |
| Mexico      | U.S.A.         |
| Netherlands | Venezuela      |
| New Zealand | Vietnam        |

## Accessories

M0847.0010	Front cover for M4700 with handle	IP54
M0847.0020	Front cover for M4700 with key	IP54

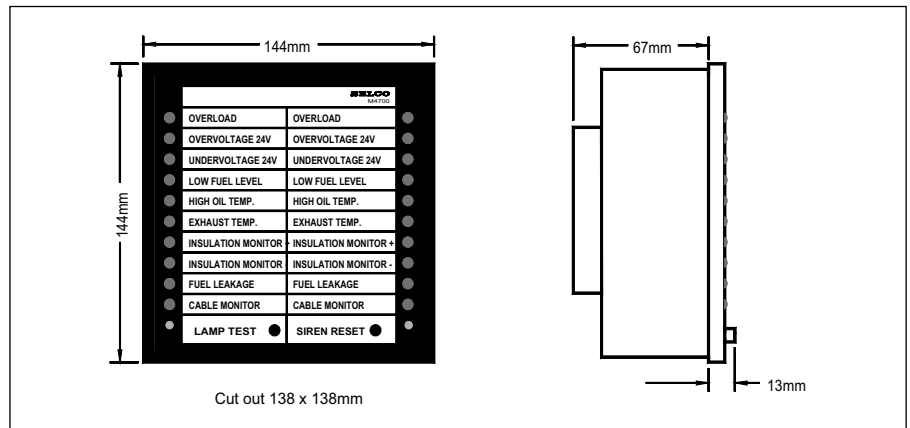


Fig. 6. Dimensions.

Main office:  
 SELCO A/S  
 Betonvej 10  
 DK-4000 Roskilde  
 Denmark  
 Phone: + 45 7026 1122  
 Fax: + 45 7026 2522  
 e-mail: selco.dk@selco.com  
 www.selco.com

